Shift-map Image Registration

Linus Svärm, Petter Strandmark
Centre for Mathematical Sciences, Lund University
Email: {linus,petter}@maths.lth.se

***Abstract*—Shift-map image processing is a new framework based on energy minimization over a large space of labels. The optimization utilizes α-expansion moves and iterative refinement over a Gaussian pyramid. In this paper we extend the range of applications to image registration. To do this, new data and smoothness terms have to be constructed. We note a great improvement when we measure pixel similarities with the dense DAISY descriptor. The main contributions of this paper are:**

- **The extension of the shift-map framework to include image registration. We register images for which SIFT only provides 3 correct matches.**
- **The first publicly available implementation of shift-map image processing (e.g. inpainting, registration).**

We conclude by comparing shift-map registration to a recent method for optical flow with favorable results.

I. Introduction to shift-maps

Shift-map image processing has recently [1] been introduced and applied to image inpainting, content aware resizing, texture synthesis and image rearrangement. This paper will extend the range of applications to image registration. The motivation behind this work is the fact that we already were in possession of images we found to be impossible to register using standard methods (e.g. SIFT correspondences). The results we obtained with shift-map registration seems promising.

A. Problem formulation

Registration can be performed using a parametric model, e.g. an affine or a projective transformation estimated from point correspondences between the two images. In this paper, we consider a non-parametric model. We have a base image $\mathbf{B}(i,j)$ and an input image $\mathbf{I}(i,j)$. The goal is to register the pixels of the input image onto the base image using a shift-map $\mathbf{T}(i,j) = \Big(t_i(i,j)\ ,\ t_j(i,j)\Big)$. The pixel $\mathbf{I}(i,j)$ is registered onto $\mathbf{B}\Big(i + t_i(i,j)\ ,\ j + t_j(i,j)\Big)$. Figure 2 shows the input and base image and the resulting image obtained by moving the input image on top of the base image.

Each possible shift-map is assigned an energy, based on *a priori* assumptions on what a good shift-map typically looks like and how well the two images match each other. The goal is then to find the optimal shift-map, that is, the shift-map with the lowest energy:

$$E(\mathbf{T}) = \alpha \sum_{\substack{1\le i\le m\\ 1\le j\le n}} E_d^{ij}(\mathbf{T}(i,j)) + \sum_{\substack{1\le i\le m\\ 1\le j\le n}} \sum_{(i',j')} E_s^{ij}(\mathbf{T}(i,j), \mathbf{T}(i',j')), \tag{1}$$

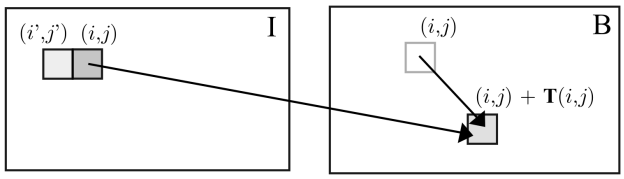

Fig. 1: Shift-map between two images

where the last summation refers to summations over all (i',j') in a neighborhood $\mathcal{N}(i,j)$ of (i,j). E_d^{ij} and E_s^{ij} are the data terms and smoothness terms, respectively. They will be described below. We have used 4-connectivity of adjacent pixels throughout this paper.

II. Registration energy terms

The methods in [1] deal with constructing a new image from an old one and the registration problem is about finding a map between two existing images. Hence the energy previously used for finding shift-maps is not suitable for registration and new energy terms must be constructed.

a) Comparison of pixels: A related problem to image registration is dense depth estimation from two images of the same object with known camera positions. This problem has been studied extensively, see for example [3]. Recently a new descriptor, DAISY, was proposed by Tola et al. [4], tailored to dense stereo estimation where the position of the two cameras differ by a large amount. This descriptor is shown to outperform other approaches (e.g. SIFT, SURF and pixel differences) in extensive experiments. Therefore, it seems relevant to try and apply this descriptor to the related problem of estimating a dense image registration.

Not unlike SIFT [5], a DAISY descriptor samples the image derivative in different directions. Eight different directions and three different scales are used. By sampling these fields at different points around the feature location, a descriptor of dimensionality 200 is obtained. Since the same fields are used for all image locations, a dense field of descriptors can be computed in a couple of seconds. The main goal of the DAISY descriptor was efficient dense computation. In order to choose relevant parameters, we found [6] helpful.

b) Data terms: The data terms E_d^{ij} were previously used in [1] to enforce hard constraints on the shift-map. When inpainting an image, the data term makes sure no pixels in the "hole" are used in the output image by assigning such shifts a cost of ∞.

In this paper, where image registration is considered, we need to develop more complex data terms to incorporate



(a) input image $\mathbf{I}$ (b) base image $\mathbf{B}$ (c) shift-map (x) (d) shift-map (y) (e) final location of pixels

Fig. 2: Registration of two images from [2]. Each pixel in the input image is placed on the base image as described by the shift-map.

the fact that we want to find a mapping between two images such that similar pixels are mapped to similar pixels The data terms dictates that similar parts of the images should end up on top of each other. To measure similarity, dense DAISY is used.

It might only be possible to register parts of the input image, so shifting pixels outside the base image is permitted, at a constant cost P per pixel. The data terms are then given by

$$E_d^{ij}(\mathbf{T}) = \begin{cases} \left|\left|\hat{\mathbf{I}}(i,j) - \hat{\mathbf{B}}\Big((i,j) + \mathbf{T}(i,j)\Big)\right|\right|_2 \\ P \text{ when } (i,j) + \mathbf{T}(i,j) \text{ is outside } \mathbf{B}, \end{cases} \tag{2}$$

where $\hat{\mathbf{I}}(i,j)$ is the DAISY descriptor describing the image $\mathbf{I}$ at pixel location (i,j). Figure 5 shows a heat map (row 6) of the distance from the circled feature in the first row to all locations in the image in row 2.

c) Smoothness terms: The smoothness term is used to enforce global consistency to the shift-map, while allowing discontinuities at a limited number of places. In [1], the smoothness term compared the color and gradient pixel-wise. Where a discontinuity in the shift-map occurs, the penalty is computed as the difference in color and gradients.

Our smoothness function takes the form of the Euclidean distance between the endpoints of the two shifts:

$$E_s^{ij}(\mathbf{T}(i,j), \mathbf{T}(i',j')) = \\ ||(i',j') + \mathbf{T}(i',j') - (i,j) - \mathbf{T}(i,j)||_2. \tag{3}$$

Here, (i,j) and (i',j') are neighboring pixels, see (1). Using the shift difference $||\mathbf{T}(i',j') - \mathbf{T}(i,j)||_2$ will penalize smoothly varying shift-maps too much, and hence it is important to compare the end points (as in (3)).

d) Color information: The DAISY descriptor does not use color information, yet intuitively it makes little sense to match pixels of very different colors. Because of this, we have also made experiments where the color information of the images are incorporated into the above data terms. The color model used assigned a cost of P to pixels with large difference in hue, given that the intensity and saturation allowed a reliable value of the hue. This model improved the result of the registration in Fig. 5. We did not use color information in the experiment shown in Fig. 2.

III. Experiments

To minimize the energy (1), we used α-expansion as described by Boykov and Veksler [7] with the graph algorithms described in [8], [9]. Each possible shift value $\mathbf{T}(i,j) \in \{-m \dots m\} \times \{-n \dots n\}$ is mapped to a 1D label space. The number of labels for even moderately sized images then becomes very large. In order to make it tractable, a Gaussian pyramid was used. For the images in Fig. 5, an initial size of 128×23 was used The size was doubled 3 times until the final resolution of 1024×179 was reached. Each doubling of the image size is followed by a linear interpolation of the shift-map. This shift-map was used as a starting guess for the optimization at the larger level. At each level after the first, only 9 possible shifts then need to be considered: $\{-1, 0, 1\}$ in each direction.

To verify our implementation, we inpainted an example image used in [1], see Fig. 3. We tried to follow their implementation as closely as possible and got different, but qualitatively similar results.

During large-scale reconstruction of a city using images taken with a cylindrical camera [10], we have encountered many difficult image pairs where SIFT is unable to provide useful correspondences. The top two rows in Fig. 5 show one of the hardest. Computed SIFT features for the two images (794 and 1019 feature points, respectively) only yielded *3 correct matches*. The main reason for this was the image geometry and large, repetitive patterns. Using shift-map we obtained a dense, mostly correct map between the images. This was then used as an aid to compute SIFT correspondences. We then obtained 28 matches, *of which 12 were correct*. The runtime for this image was about 2 minutes.

e) Comparison to previous work: We compared shift-map registration to the optical flow algorithm described in [11]. This algorithm did not produce useful results for the street images, see bottom of Fig. 5.

IV. Conclusion and Further Work

We have studied the application of shift-maps to image registration. Computing the smoothness term with color and gradient differences as in [1] did not give satisfactory results when extended to image registration, but we found a great improvement with the dense DAISY descriptor. For relatively easy cases (Fig. 4), we obtained very good results. For very hard cases (Fig. 5) we obtained results

(a) input image **I**

(b) base image **B**

(c) final location of pixels

Fig. 4: Registration of two images of a building.

which proved very useful for obtaining correspondences between the images. We compared shift-map registration to the optical flow algorithm described in [11] (Fig. 5e), which was significantly less accurate.

One interesting future line of work would be to investigate whether shift-map inpainting can be improved by the DAISY descriptor as well. We have also not investigated large rotations in this paper, which would require additional considerations.

The source code for our shift-map implementation and for all experiments in this paper has been released to the public. To our knowledge, this is the first publicly available shift-map implementation.

References

[1] Y. Pritch, E. Kav-Venaki, and S. Peleg, "Shift-map image editing," in *Int. Conf. Computer Vision*, 2009. 1, 2, 3

[2] A. Kushal and J. Ponce, "Modeling 3D objects from stereo views and recognizing them in photographs," in *European Conf. Computer Vision*, 2006. 2

[3] V. Kolmogorov and R. Zabih, "Graph cut algorithms for binocular stereo with occlusions," in *Handbook of Mathematical Models in Computer Vision*. Springer, 2006. 1

[4] E. Tola, V. Lepetit, and P. Fua, "Daisy: An efficient dense descriptor applied to wide baseline stereo," *IEEE Trans. Pattern Analysis and Machine Intelligence*, 2009. 1

[5] D. Lowe, "Distinctive image features from scale-invariant keypoints," *Int. Journal Computer Vision*, vol. 20, pp. 91–110, 2004. 1

[6] S. Winder, G. Hua, and M. Brown, "Picking the best DAISY," in *Conf. Computer Vision and Pattern Recognition*. IEEE, 2009, pp. 178–185. 1

[7] Y. Boykov, O. Veksler, and R. Zabih, "Fast approximate energy minimization via graph cuts," *IEEE Trans. Pattern Analysis and Machine Intelligence*, vol. 23, no. 11, pp. 1222–1239, Nov 2001. 2

[8] Y. Boykov and V. Kolmogorov, "An experimental comparison of min-cut/max-flow algorithms for energy minimization in vision," *IEEE Trans. Pattern Analysis and Machine Intelligence*, vol. 26, no. 9, pp. 1124–1137, Sept. 2004. 2

[9] V. Kolmogorov and R. Zabih, "What energy functions can be minimized via graph cuts?" *IEEE Trans. Pattern Analysis and Machine Intelligence*, vol. 26, no. 2, pp. 147–159, 2004. 2

[10] "Hitta.se streetview, `http://www.hitta.se`." 2

[11] C. Zach, T. Pock, and H. Bischof, "A duality based approach for realtime TV-L1 optical flow," in *Pattern Recognition (Proc. DAGM)*, 2007, pp. 214–223. 2, 3, 4

Fig. 3: Our reimplementation of the algorithm in [1]. The last two images show the shift-map in the x and y direction, respectively.

(a) input image $\mathbf{I}$

(b) base image $\mathbf{B}$

(c) final locations of the pixels in $\mathbf{I}$



(d) resulting shift-map



(e) result using the method in [11]

(f) DAISY distance between the circled feature in $\mathbf{I}$ to all pixel locations in $\mathbf{B}$

Fig. 5: Registration of 1024×179 Hitta images. We note that we achieved a dense, highly nonlinear registration. This shift-map allowed us to obtain useful point-correspondences between the images, which was not possible using SIFT alone.